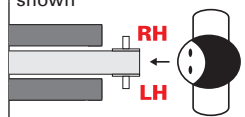


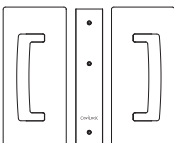
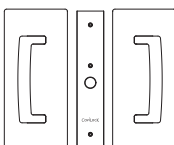
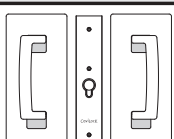
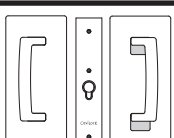
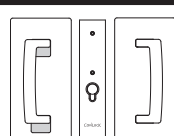
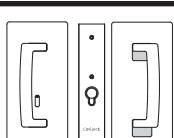
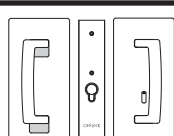
CL400 ADA Magnetic Passage/Privacy

Selection Procedure To order, ensure you have the following information ready:

Function	Finish	Door thickness	Handing Configuration
Single Door	Bright Chrome	34 - 40 mm	Handing must be determined at time of manufacture and cannot be altered on site. Careful selection of handing options is required at time of order. See diagram for determining handing of functions.
Bi-Parting Door	Satin Chrome	1-3/8" to 1-9/16"	
Passage (Non Latching)	Oil Rubbed Bronze	40 - 46 mm	
Passage (Mag Latching)	Satin Nickel	1-5/8" to 1-3/4"	
Privacy Locking	Special Order	46 - 52 mm	
		1-13/16" to 2"	<div> <div>LH</div> <div>RH</div> </div> <div> <div>Blank</div> <div>Blank</div> </div> <div> <div>Snib</div> <div>Snib</div> </div> <div> <div>Emerg.</div> <div>Emerg.</div> </div>
		52 - 57 mm	
		2" to 2-1/4"	<div>Stand looking into the pocket as shown</div> 

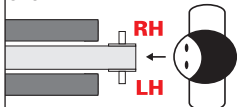
Pricing below covers popular SKUs.

For other finishes, door thicknesses or configurations, inquire for pricing and availability.

Function	Finish	Door Thickness		
		1-3/8"	1-3/4"	
PASSAGE				
Blank/Blank (Non-latching) <div>NON - MAGNETIC</div>		Bright Chrome	CL406A0025	CL406A0026
		Satin Chrome	CL406A0125	CL406A0126
		ORB	CL406A0225	CL406A0226
		Satin Nickel	CL406A0325	CL406A0326
Blank/Blank (Magnetic latching)		Bright Chrome	CL406A0028	CL406A0029
		Satin Chrome	CL406A0128	CL406A0129
		ORB	CL406A0228	CL406A0229
		Satin Nickel	CL406A0328	CL406A0329
PRIVACY				
Snib/Snib		Bright Chrome	CL406B0025	CL406B0030
		Satin Chrome	CL406B0125	CL406B0130
		ORB	CL406B0225	CL406B0230
		Satin Nickel	CL406B0325	CL406B0330
Blank/Snib RH		Bright Chrome	CL406B0026	CL406B0031
		Satin Chrome	CL406B0126	CL406B0131
		ORB	CL406B0226	CL406B0231
		Satin Nickel	CL406B0326	CL406B0331
LH Snib/Blank		Bright Chrome	CL406B0027	CL406B0032
		Satin Chrome	CL406B0127	CL406B0132
		ORB	CL406B0227	CL406B0232
		Satin Nickel	CL406B0327	CL406B0332
LH Emerg/Snib RH		Bright Chrome	CL406B0028	CL406B0033
		Satin Chrome	CL406B0128	CL406B0133
		ORB	CL406B0228	CL406B0233
		Satin Nickel	CL406B0328	CL406B0333
LH Snib/Emerg RH		Bright Chrome	CL406B0029	CL406B0034
		Satin Chrome	CL406B0129	CL406B0134
		ORB	CL406B0229	CL406B0234
		Satin Nickel	CL406B0329	CL406B0334

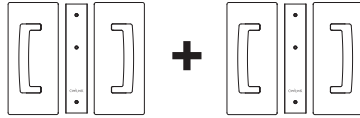
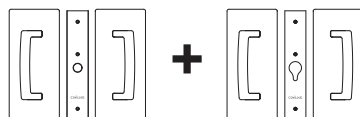
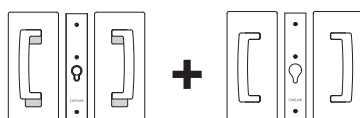
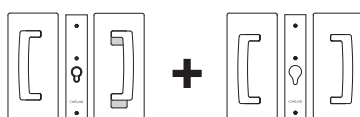
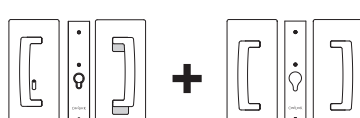
CL400 ADA Magnetic Bi-Parting

Selection Procedure To order, ensure you have the following information ready:



Function	Finish	Door thickness	Handing Configuration
Bi-Parting Passage (Non Latching)	Bright Chrome	34 - 40 mm	Bi-Parting Privacy Snib One Side handles are supplied with the Snib on the right hand side only.
	Satin Chrome	1-3/8" to 1-9/16"	
Bi-Parting Passage (Mag Latching)	Oil Rubbed Bronze	40 - 46 mm	<div> <div>Snib both sides</div> <div>Snib one side</div> <div>Snib/Emergency</div> </div> <div> Stand looking into the pocket as shown  </div>
	Satin Nickel	1-5/8" to 1-3/4"	
Bi-Parting Privacy	Special Order	46 - 52 mm	
		1-13/16" to 2"	
		52 - 57 mm	
		2" to 2-1/4"	

Pricing below covers popular SKUs.

For other finishes, door thicknesses or configurations, inquire for pricing and availability.

Function	Finish	Door Thickness	
		1-3/8"	1-3/4"
Passage (Non latching) <div>  </div>	NON MAGNETIC		
	Bright Chrome	CL406D0025	CL406D0026
	Satin Chrome	CL406D0125	CL406D0126
	ORB	CL406D0225	CL406D0226
	Satin Nickel	CL406D0325	CL406D0326
Passage (Magnetic latching) <div>  </div>	Bright Chrome	CL406D0028	CL406D0029
	Satin Chrome	CL406D0128	CL406D0129
	ORB	CL406D0228	CL406D0229
	Satin Nickel	CL406D0328	CL406D0329
Privacy Snib/Snib <div>  </div>	Bright Chrome	CL406D0035	CL406D0040
	Satin Chrome	CL406D0135	CL406D0140
	ORB	CL406D0235	CL406D0240
	Satin Nickel	CL406D0335	CL406D0340
Privacy Blank/ Snib <div>  </div>	Bright Chrome	CL406D0036	CL406D0041
	Satin Chrome	CL406D0136	CL406D0141
	ORB	CL406D0236	CL406D0241
	Satin Nickel	CL406D0336	CL406D0341
Privacy Emerg/ Snib <div>  </div>	Bright Chrome	CL406D0038	CL406D0043
	Satin Chrome	CL406D0138	CL406D0143
	ORB	CL406D0238	CL406D0243
	Satin Nickel	CL406D0338	CL406D0343

CaviLock Barn Door Strike

Item	Description	Finish	Code
	CL400 Barn Door Strike	Bright Chrome	CL400SA0025
		Satin Chrome	CL400SA0125
		Oil Rubbed Bronze	CL400SA0225
		Satin Nickel	CL400SA0325
		Matte Black	CL400SA0425
		Paint Primed White	CL400SA0725
	Right Angle Bracket	Bright Chrome	CL400BA0025
		Satin Chrome	CL400BA0125
		Oil Rubbed Bronze	CL400BA0225
		Satin Nickel	CL400BA0325
		Matte Black	CL400BA0425
		Paint Primed White	CL400BA0725